

The state of the adult social care sector and workforce in England

2020



It should be noted that the data used in this report for the 2019/20 period was collected prior to the height of the COVID-19 pandemic in England.

Skills for Care is analysing ASC-WDS data on a monthly basis to monitor the impact of COVID-19 on the sector and workforce. The outputs from this analysis can be found on the [COVID-19 section](#) of our Workforce Intelligence website.

1.65 million jobs



The workforce has increased by 9% since 2012. This rate has slowed in recent years.



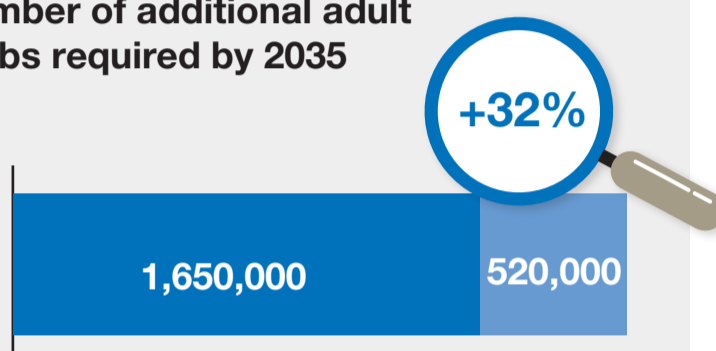
in adult social care in England

1.52 million people currently working in adult social care



Projected number of additional adult social care jobs required by 2035

Total jobs required
2.17 million



Based on the projected increase in the 65 and over population, other factors are not accounted for.

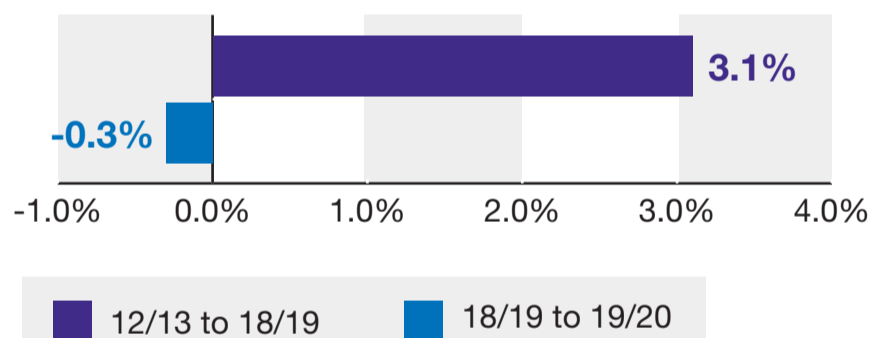
Summary of key workforce information

Care worker real term median pay has increased by 12% since September 2012



82% of workers were female	50% of workers were employed full-time	430,000 (30.4%) leavers in the past 12 months	66% of leavers remain in the sector
113,000 (7%) with EU nationality	112,000 (7.3%) vacancies at any given time	27% of workers were aged 55 or above	24% of workers were employed on zero-hour contracts

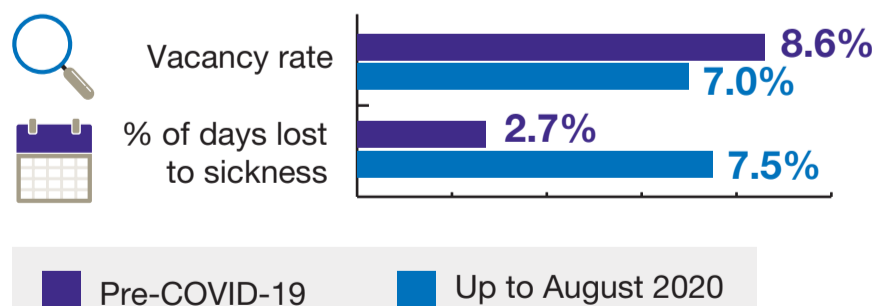
Vacancy rate trend



The vacancy rate decreased by 0.3 percentage points between 18/19 and 19/20, the first reported decrease over the reported period.

COVID-19

The information below is based on employers updating ASC-WDS between March and August 2020. The 'pre-covid' values are provided for context only and should not be compared to the whole sector estimates provided elsewhere in this report.



For more information refer to the full report which can be downloaded at www.skillsforcare.org.uk/stateof.

